



# Dedenne

By POdragon

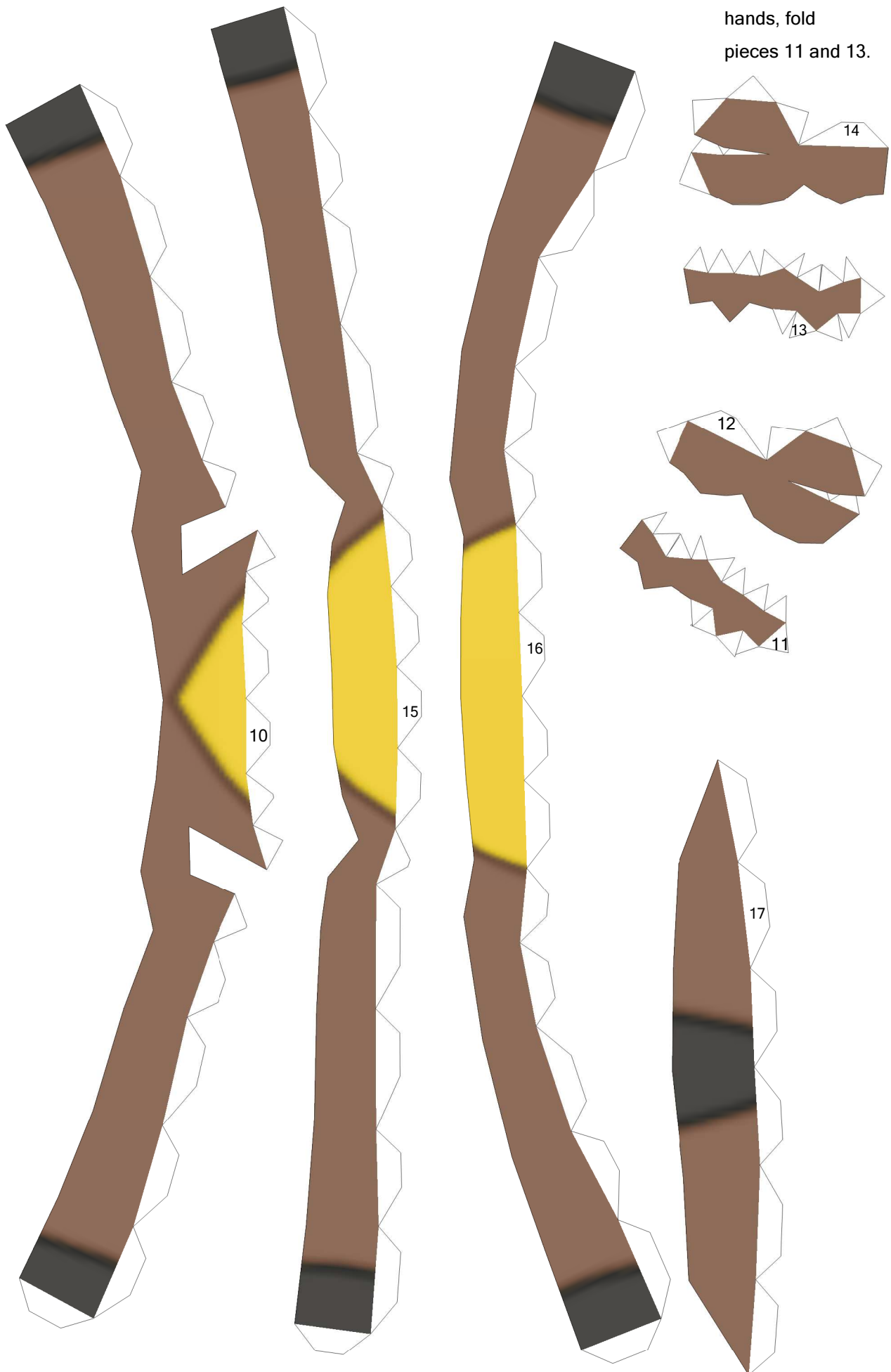
Build by LuIS

**PaperPokés**  
*www.pokemonpapercraft.net*

Start the ears  
at the inside  
and close at  
the bottom.  
Glue to the  
head as the  
numbers get  
to them.




Start the arms at the  
hands, fold  
pieces 11 and 13.



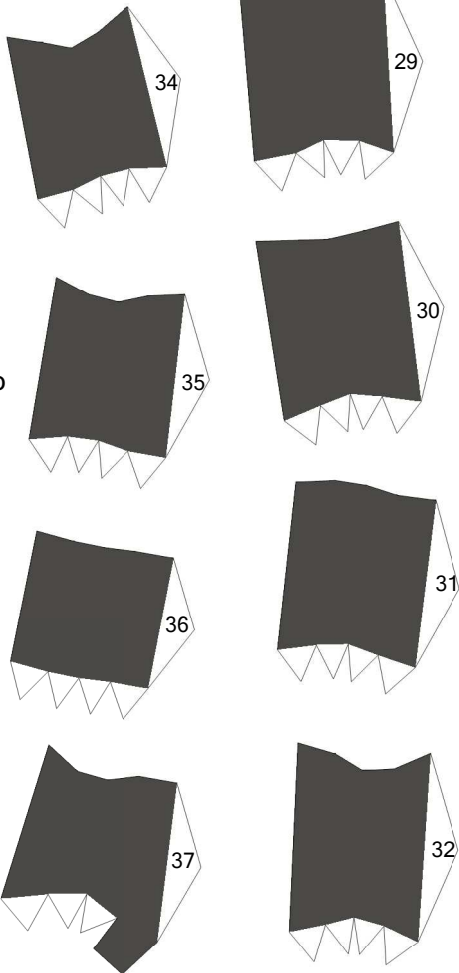

Close where the feet will glue (19-20)



Close the feet at the bottom.  
Start at the toes.



The tip of the tail is hard, use the pdo for reference, fold all the lines and take your time. The rest of the tail is repetitive, but not as hard. Glue the tail after the body is built, but before closing, since you need to add some weight inside. After you make sure it stands, close and glue the feet.



Optional scarf. Glue piece 40 from the top and piece 39 from the bottom of the scarf, as shown in the pdo.



38



39



40